



# How to check the output current of the battery cabinet





## How to check the output current of the battery cabinet

---



### [Measuring Battery Parameters: Techniques for Voltage, Current, ...](#)

Discover effective techniques for measuring these parameters to optimize battery efficiency and longevity. Learn about tools such as digital multimeters, current shunt resistors, ...

### [Understanding and Implementing an UPS ...](#)

One common UPS connection diagram includes the UPS unit itself, power input and output connections, battery backup, and optional components ...



### [How To Check The Power Output Of A USB Port](#)

Here are several methods to check the power output of a USB port, each offering unique advantages and insights. Using the Device Manager in Windows

### [How to Measure Output Current in a Power Supply . Ideal Power](#)

How to Measure the Output Current of a Power Supply Knowing how to measure output current is essential when designing, testing, or troubleshooting a power supply. Whether you're ...



### [Eaton s lithium-ion UPS battery Q& A](#)

Gen 1 (white cabinet units, have a transformer in the conduit landing box that steps up 208Vac from the UPS to 480Vac to run the cabinet from a 208 output UPS. Gen 2 UL9540A (Black ...



 LFP 48V 100Ah

### [Ultimate Guide: How to Test Any Battery with a ...](#)

To test a battery with a multimeter, choose DC voltage, connect probes to the terminals, and note the reading. Find step-by-step guidance here.



### [Learn How to Test a Battery Using a Multimeter](#)

Ensure your battery is at peak performance with a multimeter test. Learn how to test a battery using a multimeter in our detailed guide.



### [UBC80 Battery Cabinet Installation, Operation.](#)



Connects the battery cabinet to the UPS  
Automatically locks the battery cabinet door to prevent access to the cabinet interior during its operation as a power backup to the UPS.




### Microsoft Word

Within 30 days of receipt, unpack the cabinet system and check for any concealed damage. Check the materials received against the detailed packing list to verify the quantity and the ...

### [How to Measure Current of a Battery Using Multimeter? A Simple ...](#)

Measuring battery current using a multimeter is a fundamental skill for anyone working with electronics or battery-powered devices. This process involves connecting the ...



### [How to Check Battery Amps with a Multimeter](#)

Learn how to check battery amps with a multimeter. A step-by-step guide to ensure accurate readings and battery health.

### [How to Check Battery Amps with a Multimeter: Proven Technique ...](#)



This guide provides you with all the information you need to know about how to check battery amps with a multimeter. So, follow the steps given above carefully and always ...



### [Learn How to Test a Battery Using a Multimeter](#)

This guide provides you with all the information you need to know about how to check battery amps with a multimeter. So, follow the steps given above carefully and always ...



### [How To Test Car Battery Correctly: A Step-by-Step ...](#)

Knowing how to test your car battery properly can save you from unexpected breakdowns and costly replacements. Many people rely ...



### [How To Check Battery Amps Using A Multimeter?](#)

Checking battery amps with a multimeter involves setting the device to measure current, connecting the probes in series with the battery and load, and reading the ...



**Tripp Lite**



User-supplied power output cables can be fed into the battery cabinet through built-in 8-inch conduit knockouts in the top or sides of the cabinet (gland plate included). Shorting bars ...




### [Ultimate Guide: How to Test Any Battery with a Multimeter](#)

To test a battery with a multimeter, choose DC voltage, connect probes to the terminals, and note the reading. Find step-by-step guidance here.

### [How To Check Alternator Output With Multimeter?](#)

The alternator's output is controlled by a voltage regulator. The voltage regulator monitors the battery voltage and adjusts the alternator's output to maintain a consistent ...



### [How To Measure Current Of Battery Using Multimeter? A Simple ...](#)

Measuring the current of a battery using a multimeter is a fundamental skill for anyone working with electronics. This process involves carefully connecting the multimeter in ...

### [Testing Alternator Amp Output With Multimeter: ...](#)



The control side typically consists of a few small wires using the electrical tape to wrap them from the engine wire harness, and the ...




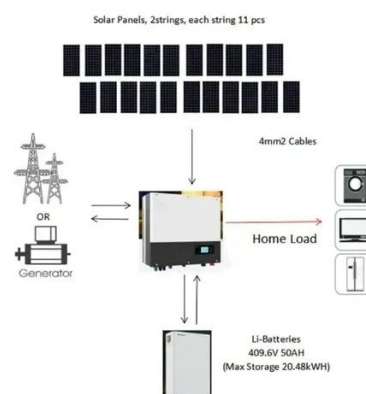
### [UBC80 Battery Cabinet Installation, Operation.](#)

Install the main POS and NEG cables from the output circuit breaker to the correct battery posts on the designated battery units shown in the provided battery system schematic.



### [How to Check Battery Current with Multimeter? A Simple Guide](#)

Understanding Battery Current and Multimeters  
What is Battery Current? Battery current, measured in amperes (amps or A), represents the rate of electrical charge flow from ...



### [Simplify Voltage and Current Measurement in Battery Test ...](#)

Depending on the output current requirements, the buck-boost functions can be accomplished several ways; however, two approaches are the most common. For higher current ...

### [Car Battery Amperage Chart , Battery Tools](#)



The reading on the multimeter will indicate the amperage output of your car battery. What Do the Amps on a Car Battery Mean? The amps on a car ...





## Contact Us

---

For inquiries, pricing, or partnerships:

<https://www.zawojcsolina.pl>

Phone: +48 22 173 6647

Email: [info@zawojcsolina.pl](mailto:info@zawojcsolina.pl)

Scan QR code for WhatsApp.

